

MARCH 2024

INMATE PROGRAMS

ADCRR assesses recidivism risk and programming needs during intake. Assessment results, along with sentence structure are used to prioritize inmate programmatic goals and placement.

These figures represent a snapshot in time and do not include inmates who have already completed the programs.

| Program Enrollment | Sub-Total | TOTAL |
|-------------------------------------|-----------|---------------|
| ADCRR Education | | 4,233 |
| Functional Literacy | 1,545 | |
| High School Equivalency | 1,384 | |
| Special Education | 56 | |
| Career & Technical Education | 1,248 | |
| Tablet Based College | | 661 |
| Addiction Treatment * | | 485 |
| Sex Offender Treatment | | 148 |
| Self-Improvement | | 2,480 |
| Work Programs | | 18,060 |
| Arizona Correctional Industries | | |
| · Labor Contracts | 798 | |
| · Owned & Operated | 592 | |
| Intergovernmental Agreements | 1,233 | |
| Work Incentive Pay Program | 15,437 | |
| Total Program Enrollments ** | | 26,067 |

**82.2% of inmates assessed at intake have significant substance abuse histories. **Inmates may be enrolled in more than one program.*

INMATE COMMUNITY RESTITUTION

| AZ COMMUNITY PROJECTS | This Month | FY YTD |
|-------------------------------|------------|---------|
| Fire Crew Hours | 10,634 | 142,715 |
| Public Sector Work Crew Hours | 80,760 | 684,070 |
| ADOT Crews Hours | 8,307 | 83,258 |

AZ CRIME VICTIMS

| | | |
|-------------------------------------|-----------|-------------|
| Court Ordered Restitution Collected | \$150,642 | \$1,271,474 |
| Victims' Compensation Collected | \$17,141 | \$110,424 |
| Victim Notifications of Release | 64 | 737 |

INMATE HEALTH SERVICES

| | | |
|---|---------------|---------------------|
| Hospital Admissions..... | 202 | |
| Inmates With: HIV...292 | Active TB...0 | Hepatitis C...5,999 |
| Inmates Requiring Ongoing Mental Health Services..... | 4,524 | |

INMATE CONDUCT / INMATE GRIEVANCES

| | | | |
|--------------------------------|-----------------------------|------------------------|-----|
| Inmate / Inmate Assaults..... | 47 | Inmate Grievances..... | 683 |
| Inmate / Staff Assault..... | 19 - (17 Pending decision) | | |
| Assaults per 1000 Inmates..... | 0.546 - (Closed cases only) | | |

MARCH 2024

INMATE COMMITMENT OFFENSES

| OFFENSE | US Citizens | Crim. Aliens | TOTAL | % |
|--------------------------------|---------------|--------------|---------------|---------------|
| Arson | 153 | 8 | 161 | 0.5% |
| Assault | 4,731 | 180 | 4,911 | 14.1% |
| Auto Theft | 1,706 | 33 | 1,739 | 5.0% |
| Burglary/Criminal Trespass | 1,491 | 38 | 1,529 | 4.4% |
| Child/Adult Abuse | 280 | 15 | 295 | 0.8% |
| Child Molestation | 1,112 | 255 | 1,367 | 3.9% |
| Criminal Damage | 121 | 7 | 128 | 0.4% |
| Domestic Violence | 140 | 1 | 141 | 0.4% |
| Drug Possession | 1,820 | 27 | 1,847 | 5.3% |
| <i>Marijuana Only</i> | 8 | - | 8 | 0.0% |
| Drug Sales/Trafficking | 3,728 | 591 | 4,319 | 12.4% |
| DUI | 1,038 | 82 | 1,120 | 3.2% |
| Escape | 83 | 2 | 85 | 0.2% |
| Forgery | 141 | 4 | 145 | 0.4% |
| Fraud | 138 | 3 | 141 | 0.4% |
| Identity Theft | 196 | 5 | 201 | 0.6% |
| Kidnapping | 993 | 147 | 1,140 | 3.3% |
| Manslaughter/Neg. Homicide | 875 | 54 | 929 | 2.7% |
| Murder | 3,083 | 342 | 3,425 | 9.8% |
| Other | 1,445 | 42 | 1,487 | 4.3% |
| Rape/Sexual Assault | 484 | 67 | 551 | 1.6% |
| Robbery | 2,755 | 110 | 2,865 | 8.2% |
| Sex Offense | 2,916 | 341 | 3,257 | 9.4% |
| Theft | 552 | 6 | 558 | 1.6% |
| Trafficking in Stolen Property | 308 | 6 | 314 | 0.9% |
| Weapons Offense | 2,087 | 37 | 2,124 | 6.1% |
| TOTAL | 32,384 | 2,403 | 34,787 | 100.0% |
| % | 93.1% | 6.9% | 100.0% | |

INMATE CRIMINAL HISTORY

| | US Citizens | Crim. Aliens | TOTAL | % |
|-----------------------|---------------|--------------|---------------|---------------|
| Violent Offenders * | 23,343 | 1,631 | 24,974 | 71.8% |
| · <i>Current</i> | 19,862 | 1,583 | 21,445 | 61.6% |
| · <i>Historical</i> | 3,481 | 48 | 3,529 | 10.1% |
| Non-Violent Offenders | 9,041 | 772 | 9,813 | 28.2% |
| TOTAL | 32,384 | 2,403 | 34,787 | 100.0% |

* Total Violent Offenders; includes offenders of a non-violent statute who have used a weapon or caused an injury

| | US Citizens | Crim. Aliens | TOTAL | % |
|-------------------------|---------------|--------------|---------------|---------------|
| Prior ADCRR Prison Term | 16,897 | 367 | 17,264 | 49.6% |
| First ADCRR Prison Term | 15,487 | 2,036 | 17,523 | 50.4% |
| TOTAL | 32,384 | 2,403 | 34,787 | 100.0% |

The Arizona Department of Corrections Rehabilitation and Reentry

Ryan Thornell, Ph.D.
Director

CORRECTIONS AT A GLANCE



MARCH 2024

This report contains preliminary statistics as of the end of the month. Changes/updates will be posted on the ADCRR website. Please refer to the online reports for the most current data.

For further information, contact:
Arizona Department of Corrections
Rehabilitation and Reentry
701 East Jefferson Street
Phoenix, Arizona 85034
602-542-5497
<https://corrections.az.gov>

This document is available in alternative formats by contacting the Public Records office:
602-542-5886

ADCRR CENSUS

*OP CAP: Operating Capacity Beds = Rated Beds + Temporary Beds

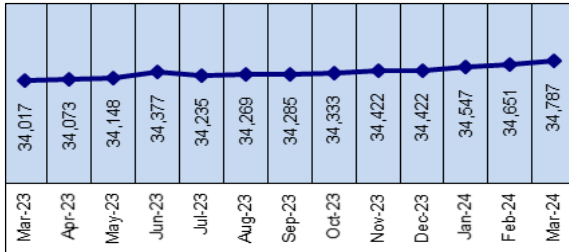
| FACILITY | RATED | TEMP | OP CAP* | POP |
|--|---------------|--------------|---------------|---------------|
| MALE - STATE | | | | |
| ASPC-Douglas | 1,805 | 140 | 1,945 | 1,468 |
| ASPC-Eyman | 4,493 | 2,211 | 6,704 | 3,647 |
| ASPC-Phoenix | 552 | 213 | 765 | 603 |
| ASPC-Lewis | 5,093 | 879 | 5,972 | 3,908 |
| ASPC-Safford | 1,703 | 160 | 1,863 | 1,758 |
| ASPC-Tucson | 4,540 | 582 | 5,122 | 4,776 |
| ASPC-Winslow | 1,626 | 0 | 1,626 | 881 |
| ASPC-Yuma | 4,350 | 340 | 4,690 | 4,788 |
| STATE TOTAL | 24,162 | 4,525 | 28,687 | 21,829 |
| PRIVATE TOTAL | 10,606 | 562 | 11,168 | 9,755 |
| MALE - TOTAL | 34,768 | 5,087 | 39,855 | 31,584 |
| FEMALE - STATE | | | | |
| ASPC-Douglas | 100 | 0 | 100 | 0 |
| ASPC-Lewis | 11 | 0 | 11 | 1 |
| ASPC-Perryville | 4,214 | 129 | 4,343 | 3,202 |
| FEMALE -TOTAL | 4,325 | 129 | 4,454 | 3,203 |
| PRISON TOTAL | 39,093 | 5,216 | 44,309 | 34,787 |
| COMMUNITY SUPERVISION OFFENDERS | | | | 5,331 |
| ADCRR TOTAL | | | | 40,118 |

INMATE BED CAPACITY & POPULATION DETAIL

| CATEGORY | MALE | FEMALE | TOTAL |
|--------------------------------|--------|--------|--------|
| Operating Capacity Beds | 39,855 | 4,454 | 44,309 |
| Inmate Population | 31,584 | 3,203 | 34,787 |
| Temporary Beds | 5,087 | 129 | 5,216 |
| Actual Bed Surplus / (Deficit) | 3,184 | 1,122 | 4,306 |
| Month's Admissions | 1,194 | 187 | 1,381 |
| Month's Releases | 1,044 | 201 | 1,245 |
| Month's Growth | 150 | (14) | 136 |

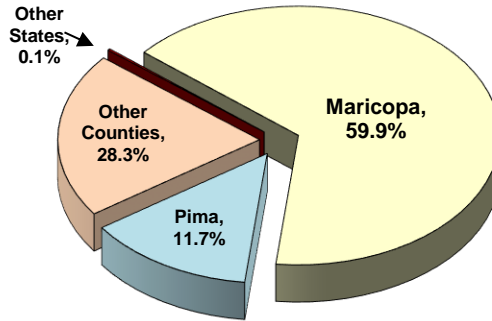
(*Releasees Served an Average of 31 months)

MONTHLY POPULATION CHANGE

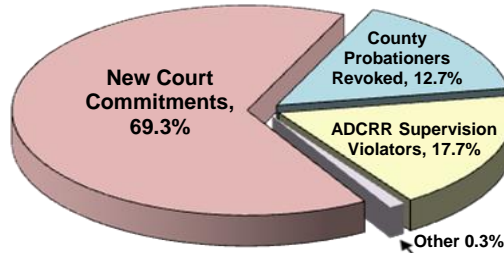


Snap-shot of Population on Last Day of Each Month

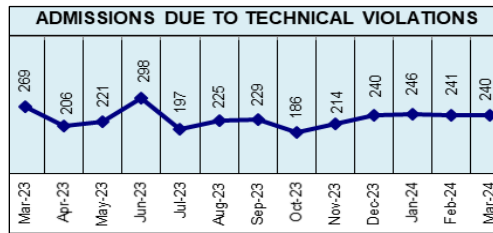
COMMITTED POPULATION BY COUNTY OF CONVICTION



ADCRR HAS ADMITTED 11,359 INMATES FY 2024 YEAR TO DATE



ADCRR HAS RELEASED 10,949 INMATES FY 2024 YEAR TO DATE



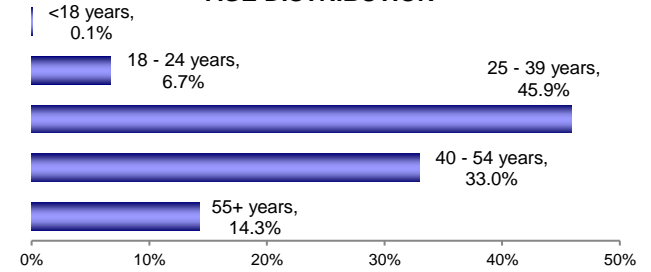
SPECIAL POPULATION GROUPS

| SENTENCE TYPE | MALE | FEMALE | TOTAL |
|---------------|-------|--------|-------|
| Death Row | 108 | 3 | 111 |
| Minors | 43 | 1 | 44 |
| Veterans | 1,520 | 22 | 1,542 |

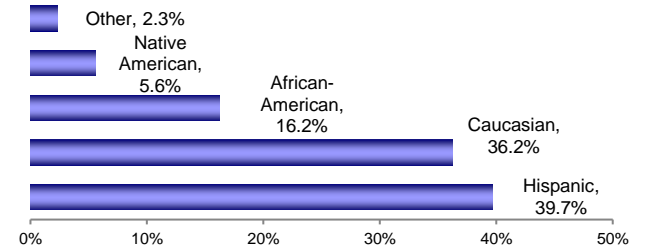
CITIZENSHIP / GENDER DISTRIBUTION

| | MALE | FEMALE | TOTAL | % |
|--------------|---------------|--------------|---------------|---------------|
| US Citizens | 29,243 | 3,141 | 32,384 | 93.1% |
| Crim Aliens | 2,341 | 62 | 2,403 | 6.9% |
| TOTAL | 31,584 | 3,203 | 34,787 | 100.0% |
| % | 90.8% | 9.2% | | 100.0% |

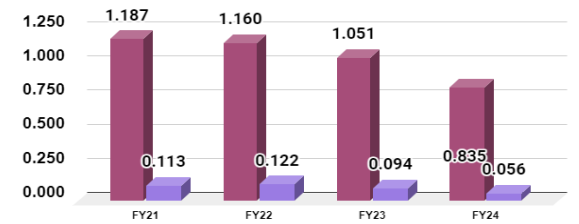
AGE DISTRIBUTION



ETHNIC DISTRIBUTION



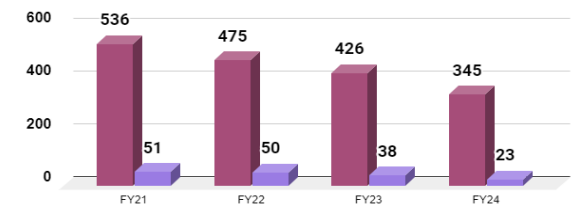
TOTAL STAFF ASSAULTED PER 1000 INMATES



Through 3-31-24 ADCRR and Contract Beds**Closed cases only**

■ Assaults ■ Assaults with Injury

TOTAL STAFF ASSAULTED



Through 3-31-24 ADCRR and Contract Beds**Closed cases only**

■ FY Assaults ■ FY Assaults with Injury

| | |
|--|-------|
| ADCRR CONSTITUENT CONTACTS | 1,678 |
| ADCRR PERSONNEL ON MILITARY LEAVE | 65 |
| ADCRR PERSONNEL ON MILITARY STANDBY | 21 |